

## Alzheimer Europe Press release:

# Despite a marked reduction in the prevalence of dementia, the number of people with dementia is set to double by 2050 according to new Alzheimer Europe report

**Brussels, 18 February 2020** – Today, at a European Parliament lunch debate hosted by Christophe Hansen MEP (Luxembourg), Alzheimer Europe launched a new report presenting the findings of its collaborative analysis of recent prevalence studies and setting out updated prevalence rates for dementia in Europe.

Over the past three decades, a number of significant pieces of work have been undertaken to estimate the prevalence of dementia at a European level, including:

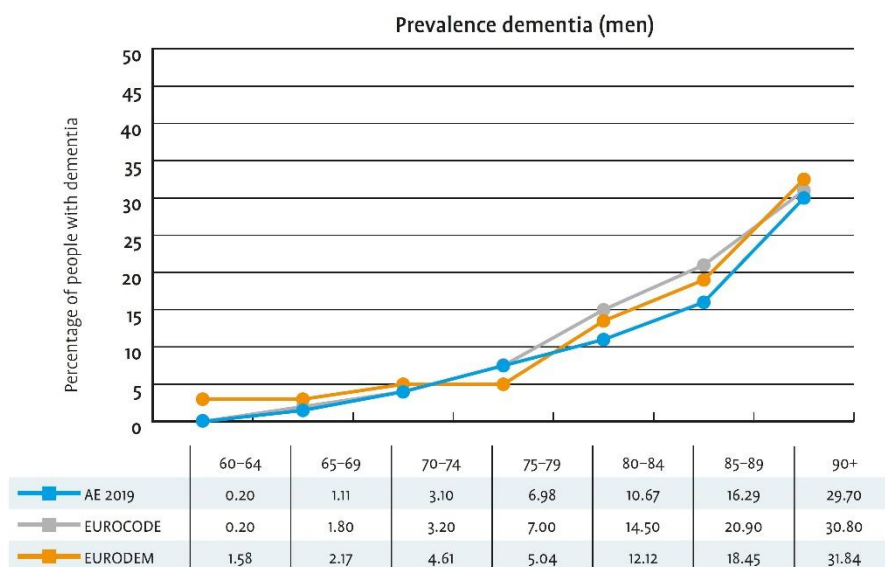
- EURODEM study in the early 80s (updated in 2000)
- Alzheimer Europe's project European Collaboration on Dementia – EuroCoDe (2006-2008)
- ALCOVE, the 1st EU Joint Action on Dementia (2011-2013).

As the most recent of these studies is six years old, Alzheimer Europe recognised the importance of establishing more recent dementia prevalence estimates, using the most up-to-date academic literature on the subject.

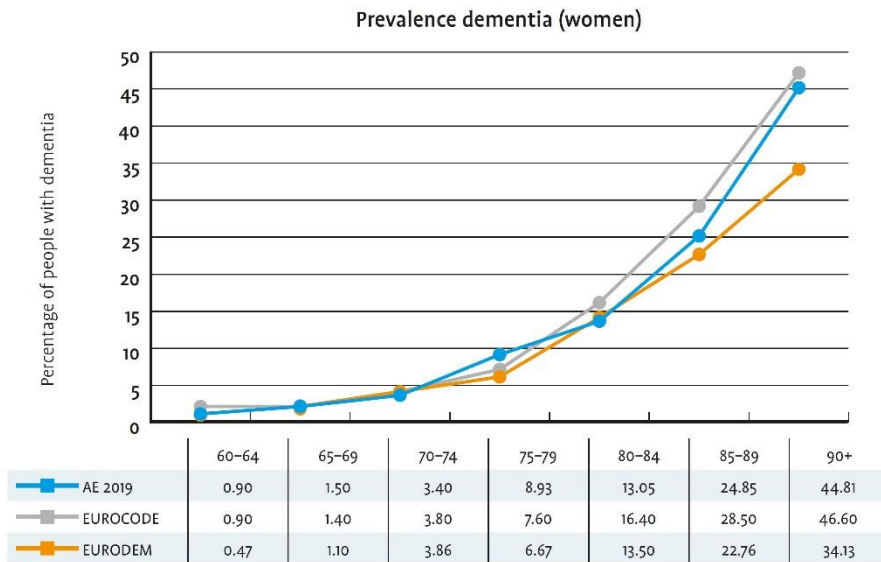
The findings presented below are based on a collaborative analysis of prevalence studies published since the conclusion of the EuroCoDe project. A total of 16 studies meeting predefined quality criteria were included in the collaborative analysis.

The key findings of this new Alzheimer Europe report include:

1. For men, there has been a reduction in the prevalence of dementia across all age groups over the past ten years when compared to Alzheimer Europe's 2008 EuroCoDe estimates.



2. For women, apart from the age group of women between 75 and 79 years, there has been a reduction in the prevalence of dementia over the past ten years when compared to EuroCoDe.

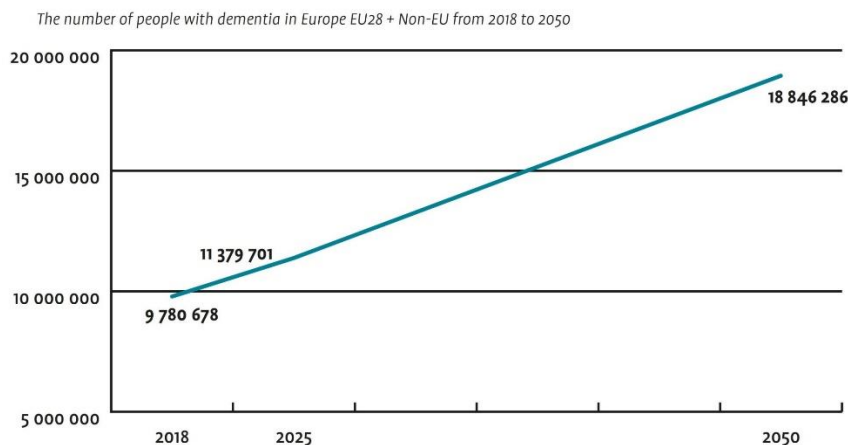


3. The number of people living with dementia in the European Union (EU27) is estimated to be 7,853,705 and in European countries represented by AE members, 9,780,678. Compared to its earlier estimates, this constitutes a significant reduction from 8,785,645 for the EU27 and from 10,935,444 for the broader European region.

Women continue to be disproportionately affected by dementia with 6,650,228 women and 3,130,449 men living with dementia in Europe.

Country	Alzheimer Europe 2019				EuroCoDe 2008	
	Men	Women	Total	% of population	Total	% of population
Total EU and non-EU	3 130 449	6 650 228	9 780 678	1.57	10 935 444	1.75

4. The number of people with dementia in Europe will almost double by 2050, increasing to 14,298,671 in the European Union and 18,846,286 in the wider European region.





Alzheimer Europe's Yearbook also highlighted significant limitations in the available research into dementia prevalence and a lack of research into:

- the prevalence of younger people with dementia (i.e. those aged under 65)
- the prevalence of different types of dementia
- the number of people affected by different stages of dementia including mild cognitive impairment
- the prevalence of dementia of people from ethnic minority groups.

Commenting on the findings, Alzheimer Europe Executive Director, Jean Georges, said:

"It is promising to see that healthier lifestyles, better education and improved control of cardiovascular risk factors seem to have contributed to a reduction of the prevalence of dementia. However, our report also demonstrates that the number of people living with the condition is set to increase substantially in the years ahead, which will only place greater pressure on care and support services unless better ways of treating and preventing dementia are identified. If people with dementia, their families and carers are to receive the high-quality and person-centred care they need, governments must ensure their health and care systems are ready to meet this demand and greater investments in research into the treatment and prevention of dementia are needed."

---

**For further information, contact:**

Owen Miller, Policy Officer of Alzheimer Europe, 14, rue Dicks, L-1417 Luxembourg, Tel.: +352-29 79 70, Fax: +352-29 79 72, owen.miller@alzheimer-europe.org, www.alzheimer-europe.org

The 2019 Yearbook "Estimating the prevalence of dementia in Europe" received funding under an operating grant from the European Union's Health Programme (2014-2020). The policy report was authored by Project Officer Christophe Bintener and Policy Officer Owen Miller. It can be purchased or downloaded via the AE website: <https://www.alzheimer-europe.org/Publications/>

**Notes to editors:**

**Alzheimer Europe** is the umbrella organisation of national Alzheimer associations and currently has 39 member organisations in 35 European countries. The mission statement of the organisation is to change perceptions, practice and policy to ensure equal access of people with dementia to a high level of care services and treatment options.

**Countries covered**

Alzheimer Europe calculated the numbers of people with dementia living in the European Union (EU27) and the countries represented by the organisation's members (EU27 + Bosnia and Herzegovina, Channel Islands, Iceland, Israel, Montenegro, North Macedonia, Norway, Switzerland, Turkey and United Kingdom)

**Studies included**

Data from the following studies has been included in the collaborative analysis:

Author	Country	Number of participants	Age range	Prevalence of dementia (%)
Bermejo-Pareja et al., 2009	Spain	5278	>65	5.8
De Deyn et al., 2011	Belgium	875	74-81	18.5
Dimitrov et al., 2012	Bulgaria	540	>65	7.2
Fish et al., 2008	United Kingdom	1664	65-84	5.3
Gavrilu et al., 2009	Spain	1017	>65	5.5
Gonçalves-Pereira et al., 2017	Portugal	1397	>65	3.7
Gürvit et al., 2008	Turkey	1019	>70	9.1
Kosmidis et al., 2018	Greece	1850	>65	4.6
Lucca et al., 2015	Italy	2501	>80	35.7
Mathillas et al., 2011	Sweden	895	>85	32.1
Matthews et al., 2013	United Kingdom	7720	>65	6.5



Nunes et al., 2010	Portugal	918	55-79	3.3
Perquin et al., 2015	Luxembourg	1377	>65	3.8
Ruano et al., 2018	Portugal	590	>60	1.2
Tola-Arribas et al., 2013	Spain	2170	>65	8.5
Tsolaki et al., 2017	Greece	452	>61	23.5

### The prevalence of dementia in Europe (EU-28) – 2018

Country	Alzheimer Europe 2019				EuroCoDe 2008	
	Men	Women	Total	% of population	Total	% of population
Austria	46 537	100 263	146 801	1.66	162 389	1.84
Belgium	61 173	131 753	192 926	1.69	216 891	1.90
Bulgaria	34 290	74 594	108 884	1.54	121 327	1.72
Croatia	19 535	46 341	65 876	1.60	73 502	1.79
Cyprus	3 744	6 345	10 088	1.17	11 244	1.30
Czech Republic	46 338	103 295	149 633	1.41	165 963	1.57
Denmark	30 228	57 148	87 377	1.51	97 161	1.68
Estonia	5 375	17 567	22 942	1.74	25 424	1.93
Finland	29 980	65 856	95 836	1.74	107 067	1.94
France	374 260	853 298	1 227 558	1.83	1 379 257	2.06
Germany	511 050	1 074 115	1 585 166	1.91	1 767 167	2.13
Greece	75 538	138 141	213 678	1.99	240 819	2.24
Hungary	39 876	105 812	145 688	1.49	161 057	1.65
Ireland	18 900	33 836	52 736	1.09	58 837	1.22
Italy	402 965	876 402	1 279 366	2.12	1 433 000	2.37
Latvia	7 712	26 035	33 747	1.74	37 234	1.92
Lithuania	11 783	37 174	48 957	1.74	54 371	1.94
Luxembourg	2 479	5 060	7 539	1.25	8 434	1.40
Malta	2 242	4 309	6 552	1.38	7 338	1.54
Netherlands	87 292	169 239	256 532	1.49	286 432	1.67
Poland	147 733	377 351	525 084	1.38	586 264	1.54
Portugal	59 989	133 527	193 516	1.88	217 204	2.11
Romania	87 514	192 093	279 607	1.43	311 598	1.60
Slovakia	18 101	44 394	62 495	1.15	69 042	1.27
Slovenia	10 061	24 076	34 137	1.65	37 582	1.82
Spain	271 984	580 758	852 741	1.83	960 768	2.06
Sweden	58 222	110 021	168 243	1.66	187 735	1.86
United Kingdom	356 741	674 656	1 031 396	1.56	1 154 729	1.74
<b>Total</b>	<b>2 821 643</b>	<b>6 063 458</b>	<b>8 885 101</b>	<b>1.73</b>	<b>9 940 374</b>	<b>1.94</b>



**The prevalence of dementia in non-EU countries (Bosnia and Herzegovina, Channel Islands, Iceland, Israel, Montenegro, North Macedonia, Norway, Switzerland and Turkey) – 2018**

Country	Alzheimer Europe 2019				EuroCoDe 2008	
	Men	Women	Total	% of population	Total	% of population
Bosnia and Herzegovina 2020	13 397	26 591	39 988	1.22	44 680	1.36
Channel Islands 2020	914	1 794	2 708	1.56	3 030	1.74
Iceland	1 466	2 542	4 007	1.15	4 492	1.29
Israel	29 061	54 138	83 199	0.94	93 143	1.05
Montenegro	2 311	4 263	6 574	1.06	7 293	1.17
North Macedonia	6 768	11 622	18 389	0.89	20 353	0.98
Norway	25 335	49 486	74 821	1.41	83 437	1.58
Switzerland	45 149	92 195	137 344	1.62	153 558	1.81
Turkey	184 407	344 140	528 547	0.65	585 084	0.71
<b>Total</b>	<b>308 807</b>	<b>586 770</b>	<b>895 577</b>	<b>0.81</b>	<b>995 070</b>	<b>0.94</b>